





Dates Spectral Data Collected:

Plot Number	6/12	6/18	7/15
Number of Observations			
401	1	1	1
402	1	1	1
403	1	1	1
404	1	1	1
405	1	1	1
			
520	1	1	1

Illumination Conditions for Spectral Data Collection

Date	Day of Year	Time Start	Period Stop	Solar Zenith Angle Range max - min - max	Solar Azimuth Angle Range	Cloud Cover
		GMT		degrees	degrees	%
6/12	164	17:47	19:43	17 - 17 - 30	179-243	0
6/18	170	18:25	20:06	19 - 33	207-250	0
7/15	197	19:07	20:58	24 - 43	225-258	2